

# CCD or CMOS image sensors for consumer digital still photography ?

**Prof. dr. ir. Albert J.P. THEUWISSEN**

Philips Semiconductors Image Sensors, Eindhoven (NL)  
Technical University, Delft (NL)

albert.theuwissen@philips.com

© 2001 Albert J.P. Theuwissen, Philips Semiconductors Image Sensors

## Outline

- introduction

- principle of  
imagers  
- imager  
requirements  
- overview CCD  
vs. CMOS  
- summary and  
conclusions

- Introduction
- Principle of CCD and CMOS imagers
- Imager requirements
- Overview CCD vs. CMOS : resolution, signal-to-noise ratio, angular response, dark current, dynamic range, linearity, pixel uniformity, architecture
- Summary and Conclusions

© 2001 Albert J.P. Theuwissen, Philips Semiconductors Image Sensors

	<h1>Introduction</h1>
<b>- introduction</b>	
- principle of imagers - imager requirements - overview CCD vs. CMOS - summary and conclusions	<ul style="list-style-type: none"><li>• CMOS is challenging CCD</li><li>• Digital still is a continuously growing imaging market</li></ul>
	<small>© 2001 Albert J.P. Theuwissen, Philips Semiconductors Image Sensors</small>

	<h1>Introduction</h1>
<b>- introduction</b>	
- principle of imagers - imager requirements - overview CCD vs. CMOS - summary and conclusions	<ul style="list-style-type: none"><li>• CMOS is challenging CCD</li><li>• Digital still is a continuously growing imaging market</li> <li>• Today : almost exclusively CCD in DSC</li><li>• Tomorrow : CCD or CMOS ?</li></ul>
	<small>© 2001 Albert J.P. Theuwissen, Philips Semiconductors Image Sensors</small>

<ul style="list-style-type: none"> <li>- introduction</li> <li style="background-color: #90EE90;">- principle of imagers</li> <li>- imager requirements</li> <li>- overview CCD vs. CMOS</li> <li>- summary and conclusions</li> </ul>	<h1 style="margin: 0;">Outline</h1> <ul style="list-style-type: none"> <li>• Introduction</li> <li style="color: red;">• Principle of CCD and CMOS imagers</li> <li>• Imager requirements</li> <li>• Overview CCD vs. CMOS : resolution, signal-to-noise ratio, angular response, dark current, dynamic range, linearity, pixel uniformity, architecture</li> <li>• Summary and Conclusions</li> </ul> <p style="font-size: small; text-align: center;">© 2001 Albert J.P. Theuwissen, Philips Semiconductors Image Sensors</p>
--	---

<ul style="list-style-type: none"> <li>- introduction</li> <li>- principle of imagers</li> <li style="background-color: #90EE90;">- CCD</li> <li>- imager requirements</li> <li>- overview CCD vs. CMOS</li> <li>- summary and conclusions</li> </ul>	<h1 style="margin: 0;">CCD principle (1)</h1> <p style="font-size: small; text-align: center;">© 2001 Albert J.P. Theuwissen, Philips Semiconductors Image Sensors</p>
---	--

- introduction
- principle of imagers
- CCD
- imager requirements
- overview CCD vs. CMOS
- summary and conclusions

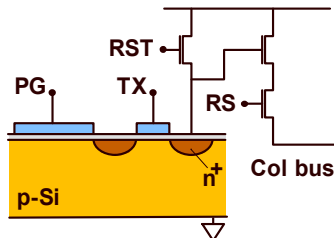
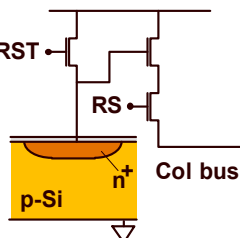
## CCD principle (2)

© 2001 Albert J.P. Theuwissen, Philips Semiconductors Image Sensors

- introduction
- principle of imagers
- CMOS
- imager requirements
- overview CCD vs. CMOS
- summary and conclusions

## CMOS principle (1)

© 2001 Albert J.P. Theuwissen, Philips Semiconductors Image Sensors

<ul style="list-style-type: none"> <li>- introduction</li> <li>- principle of imagers <ul style="list-style-type: none"> <li>- CCD</li> <li>- CMOS</li> </ul> </li> <li>- imager requirements</li> <li>- overview CCD vs. CMOS</li> <li>- summary and conclusions</li> </ul>	<h2 style="margin: 0;">CMOS principle (2)</h2> <div style="display: flex; justify-content: space-around; margin-top: 20px;"> <div style="text-align: center;"> <h3 style="margin: 0;">Photogate APS</h3>  </div> <div style="text-align: center;"> <h3 style="margin: 0;">Photodiode APS</h3>  </div> </div> <p style="font-size: small; margin-top: 20px;">© 2001 Albert J.P. Theuwissen, Philips Semiconductors Image Sensors</p>
--	--

<ul style="list-style-type: none"> <li>- introduction</li> <li>- principle of imagers <ul style="list-style-type: none"> <li>- CCD</li> <li>- CMOS</li> </ul> </li> <li style="background-color: #90EE90;">- imager requirements</li> <li>- overview CCD vs. CMOS</li> <li>- summary and conclusions</li> </ul>	<h2 style="margin: 0;">Outline</h2> <ul style="list-style-type: none"> <li>• Introduction</li> <li>• Principle of CCD and CMOS imagers</li> <li style="color: red;">• Imager requirements</li> <li>• Overview CCD vs. CMOS : resolution, signal-to-noise ratio, angular response, dark current, dynamic range, linearity, pixel uniformity, architecture</li> <li>• Summary and Conclusions</li> </ul> <p style="font-size: small; margin-top: 20px;">© 2001 Albert J.P. Theuwissen, Philips Semiconductors Image Sensors</p>
---	---

- introduction
- principle of imagers
  - CCD
  - CMOS
- imager requirements
- overview CCD vs. CMOS
- summary and conclusions

## Image Sensor Aspects (1)

IMAGER PARAMETER		CAMERA SPECIFICATION
resolution	→	sharpness
signal-to-noise ratio	→	ISO speed
angular response	→	min. F-stop
dark current	→	max. exp. time

© 2001 Albert J.P. Theuwissen, Philips Semiconductors Image Sensors

- introduction
- principle of imagers
  - CCD
  - CMOS
- imager requirements
- overview CCD vs. CMOS
- summary and conclusions

## Image Sensor Aspects (2)

IMAGER PARAMETER		CAMERA SPECIFICATION
dynamic range	→	latitude
linearity	→	colour fidelity
pixel uniformity	→	granularity
architecture	→	features

© 2001 Albert J.P. Theuwissen, Philips Semiconductors Image Sensors

- introduction
- principle of imagers
  - CCD
  - CMOS
- imager requirements
- overview CCD vs. CMOS
- summary and conclusions

## Outline

- Introduction
- Principle of CCD and CMOS imagers
- Imager requirements
- Overview CCD vs. CMOS : resolution, signal-to-noise ratio, angular response, dark current, dynamic range, linearity, pixel uniformity, architecture
- Summary and Conclusions

© 2001 Albert J.P. Theuwissen, Philips Semiconductors Image Sensors

- introduction
- principle of imagers
  - CCD
  - CMOS
- imager requirements
- overview CCD vs. CMOS
- resolution
- summary and conclusions

## Resolution Requirements

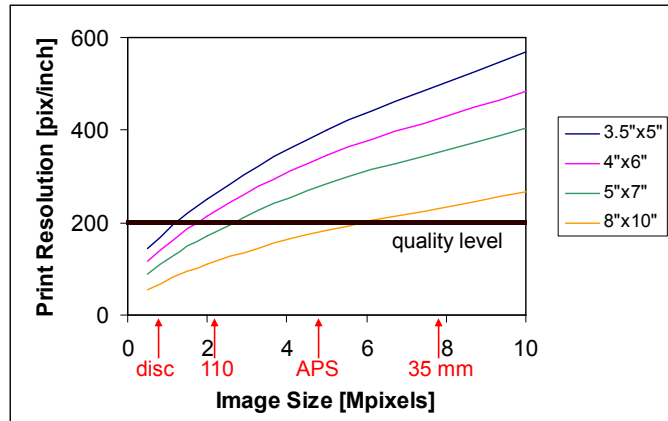
The graph plots Print Resolution [pix/inch] on the y-axis (0 to 600) against Image Size [Mpixels] on the x-axis (0 to 10). Four curves represent different print sizes: 3.5"x5" (blue), 4"x6" (magenta), 5"x7" (green), and 8"x10" (orange). A horizontal line at 200 pix/inch is labeled 'quality level'. The 3.5"x5" curve is the highest, followed by 4"x6", 5"x7", and 8"x10".

Image Size [Mpixels]	3.5"x5" [pix/inch]	4"x6" [pix/inch]	5"x7" [pix/inch]	8"x10" [pix/inch]
0	150	100	80	50
2	250	180	150	100
4	350	280	220	150
6	450	380	300	200
8	550	480	380	250
10	600	550	450	300

© 2001 Albert J.P. Theuwissen, Philips Semiconductors Image Sensors

- introduction
- principle of imagers
  - CCD
  - CMOS
- imager requirements
- overview CCD vs. CMOS
- resolution
- summary and conclusions

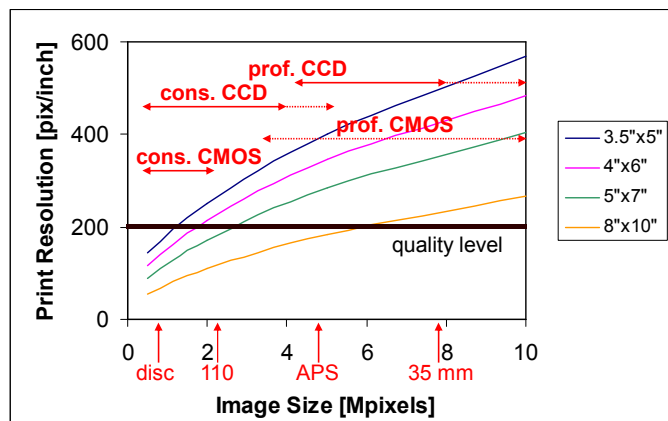
# Resolution Requirements



© 2001 Albert J.P. Theuwissen, Philips Semiconductors Image Sensors

- introduction
- principle of imagers
  - CCD
  - CMOS
- imager requirements
- overview CCD vs. CMOS
- resolution
- summary and conclusions

# Resolution Requirements

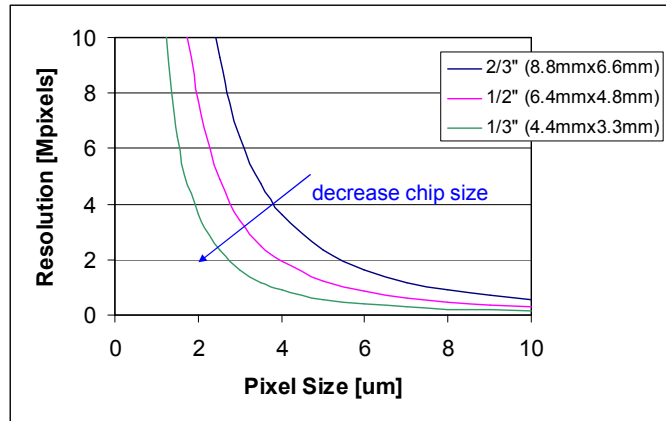


© 2001 Albert J.P. Theuwissen, Philips Semiconductors Image Sensors



- introduction
- principle of imagers
  - CCD
  - CMOS
- imager requirements
- overview CCD vs. CMOS
- resolution
- summary and conclusions

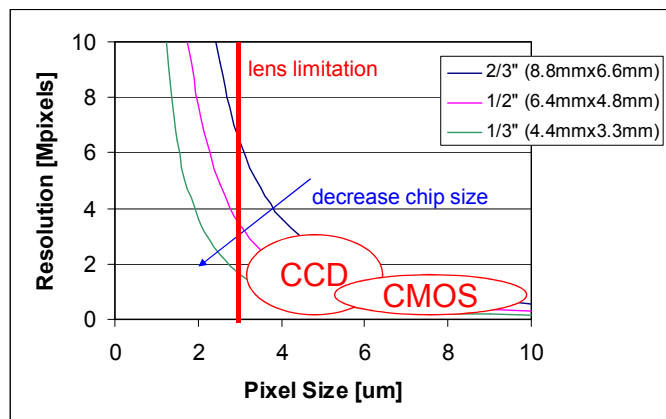
## Trend in Resolution



© 2001 Albert J.P. Theuwissen, Philips Semiconductors Image Sensors

- introduction
- principle of imagers
  - CCD
  - CMOS
- imager requirements
- overview CCD vs. CMOS
- resolution
- summary and conclusions

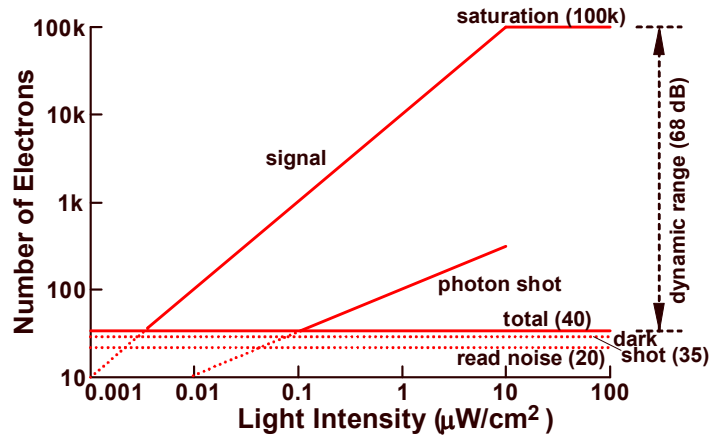
## Trend in Resolution



© 2001 Albert J.P. Theuwissen, Philips Semiconductors Image Sensors

- introduction
- principle of imagers
  - CCD
  - CMOS
- imager requirements
- overview CCD vs. CMOS
  - resolution
  - S/N ratio
- summary and conclusions

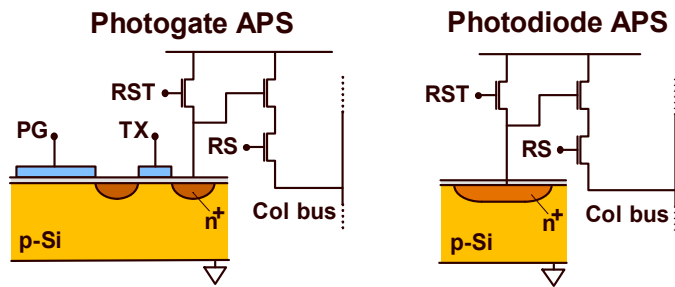
# Signal-to-Noise ratio (1)



© 2001 Albert J.P. Theuwissen, Philips Semiconductors Image Sensors

- introduction
- principle of imagers
  - CCD
  - CMOS
- imager requirements
- overview CCD vs. CMOS
  - resolution
  - S/N ratio
- summary and conclusions

# Signal-to-Noise ratio (2)



FREE of reset noise

NOT FREE of reset noise

LOW light sensitivity

HIGH light sensitivity

© 2001 Albert J.P. Theuwissen, Philips Semiconductors Image Sensors

- introduction
- principle of imagers
  - CCD
  - CMOS
- imager requirements
- overview CCD vs. CMOS
  - resolution
  - S/N ratio
- summary and conclusions

## Signal-to-Noise ratio (3)

$$ISO_x = \frac{10}{H_x}$$

$ISO_x$  = ISO-speed @ S/N=x  
 $H_x$  = exposure to get S/N=x

$$ISO_{40} \propto A \cdot QE$$

$A$  = pixel area

$QE$  = quantum efficiency

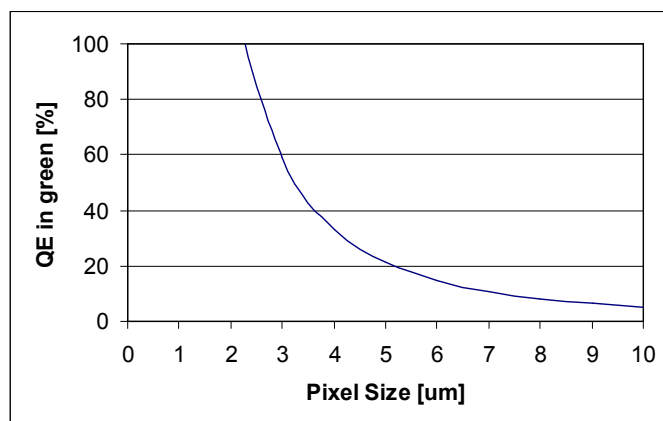
$$ISO_{10} \propto \frac{A \cdot QE}{n_r}$$

$n_r$  = read noise

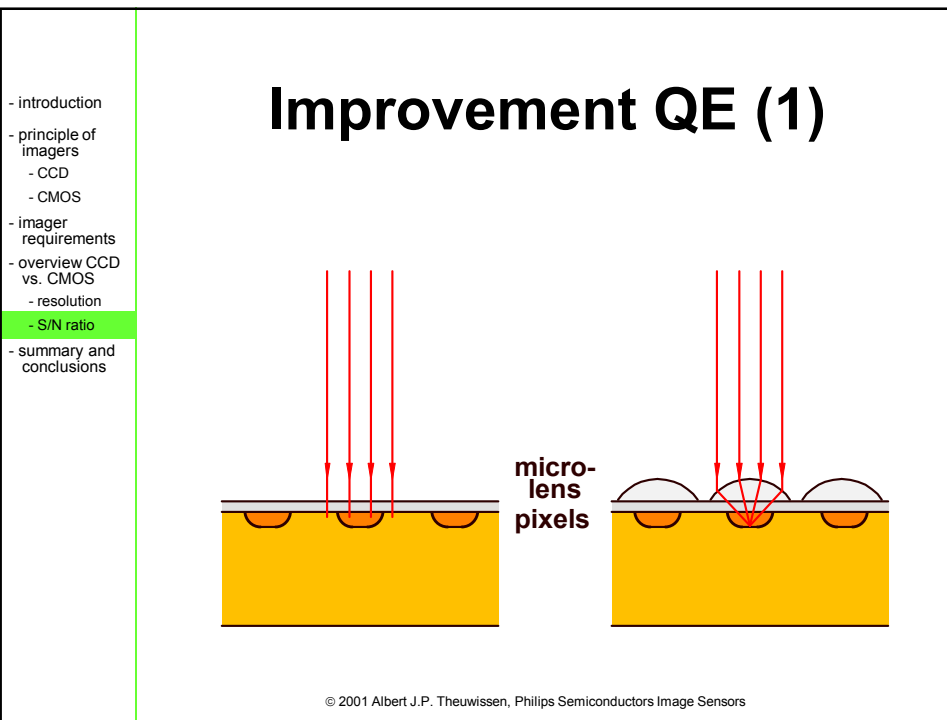
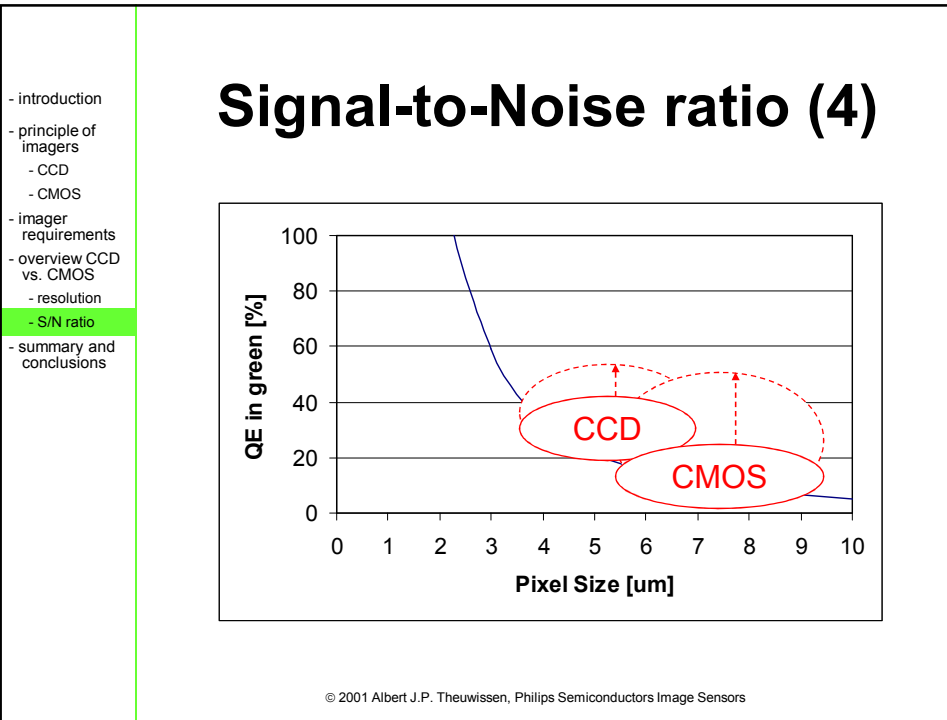
© 2001 Albert J.P. Theuwissen, Philips Semiconductors Image Sensors

- introduction
- principle of imagers
  - CCD
  - CMOS
- imager requirements
- overview CCD vs. CMOS
  - resolution
  - S/N ratio
- summary and conclusions

## Signal-to-Noise ratio (4)



© 2001 Albert J.P. Theuwissen, Philips Semiconductors Image Sensors



## Improvement QE (2)

lens  
iris

micro-lens pixels

© 2001 Albert J.P. Theuwissen, Philips Semiconductors Image Sensors

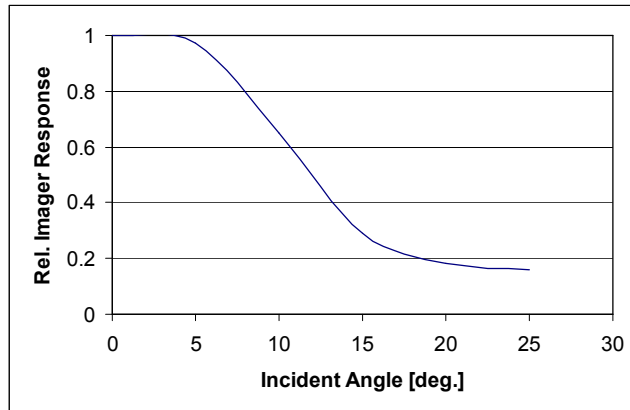
## Angular Response (1)

F-number	Incident Angle [deg.]
1.2	22
1.4	19
1.8	15
2	14
2.8	10
3.5	8
4	7
5.6	5
8	3
16	2

© 2001 Albert J.P. Theuwissen, Philips Semiconductors Image Sensors

- introduction
- principle of imagers
  - CCD
  - CMOS
- imager requirements
- overview CCD vs. CMOS
  - resolution
  - S/N ratio
  - angular resp.
- summary and conclusions

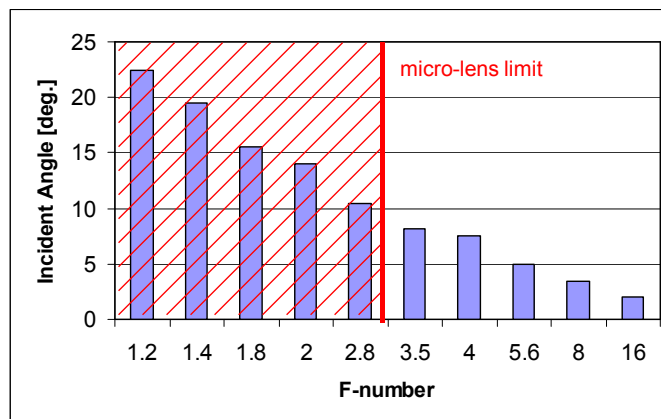
## Angular Response (2)



© 2001 Albert J.P. Theuwissen, Philips Semiconductors Image Sensors

- introduction
- principle of imagers
  - CCD
  - CMOS
- imager requirements
- overview CCD vs. CMOS
  - resolution
  - S/N ratio
  - angular resp.
- summary and conclusions

## Angular Response (3)



© 2001 Albert J.P. Theuwissen, Philips Semiconductors Image Sensors

<ul style="list-style-type: none"> <li>- introduction</li> <li>- principle of imagers <ul style="list-style-type: none"> <li>- CCD</li> <li>- CMOS</li> </ul> </li> <li>- imager requirements</li> <li>- overview CCD vs. CMOS <ul style="list-style-type: none"> <li>- resolution</li> <li>- S/N ratio</li> <li>- angular resp.</li> </ul> </li> <li style="background-color: #e0ffe0;">- dark current</li> <li>- summary and conclusions</li> </ul>	<h2 style="margin: 0;">Dark Current (1)</h2> <ul style="list-style-type: none"> <li>prof. CCD                      1...3 pA/cm<sup>2</sup> @ RT</li> <li>cons. CCD                      5...10 pA/cm<sup>2</sup> @ RT</li> <li>standard CMOS              200...500 pA/cm<sup>2</sup> @ RT</li> </ul> <p style="margin-top: 20px;">Dark current doubles every 6...8°C.  Example : @ 60°C : 32 times higher !                @ -100°C : 32,000 times lower !</p> <p style="font-size: small; margin-top: 20px;">© 2001 Albert J.P. Theuwissen, Philips Semiconductors Image Sensors</p>
---	--

<ul style="list-style-type: none"> <li>- introduction</li> <li>- principle of imagers <ul style="list-style-type: none"> <li>- CCD</li> <li>- CMOS</li> </ul> </li> <li>- imager requirements</li> <li>- overview CCD vs. CMOS <ul style="list-style-type: none"> <li>- resolution</li> <li>- S/N ratio</li> <li>- angular resp.</li> </ul> </li> <li style="background-color: #e0ffe0;">- dark current</li> <li>- summary and conclusions</li> </ul>	<h2 style="margin: 0;">Dark Current (2)</h2> <ul style="list-style-type: none"> <li>Compensation for dark current is possible !</li> <li>Compensation for dark-current non-uniformities is possible !</li> <li>Compensation for dark-current shot-noise is <b>NOT</b> possible !</li> </ul> <p style="font-size: small; margin-top: 20px;">© 2001 Albert J.P. Theuwissen, Philips Semiconductors Image Sensors</p>
---	--

- introduction
- principle of imagers
  - CCD
  - CMOS
- imager requirements
- overview CCD vs. CMOS
  - resolution
  - S/N ratio
  - angular resp.
  - dark current
  - dyn. range
- summary and conclusions

## Dynamic Range (1)

$$DR = \frac{N_{sat} - N_{dark}}{\sqrt{n_r^2 + n_{dark}^2}}$$

$DR$  = dynamic range

$N_{sat}$  = saturation signal [ $e^-$ ]

$N_{dark}$  = dark signal [ $e^-$ ]

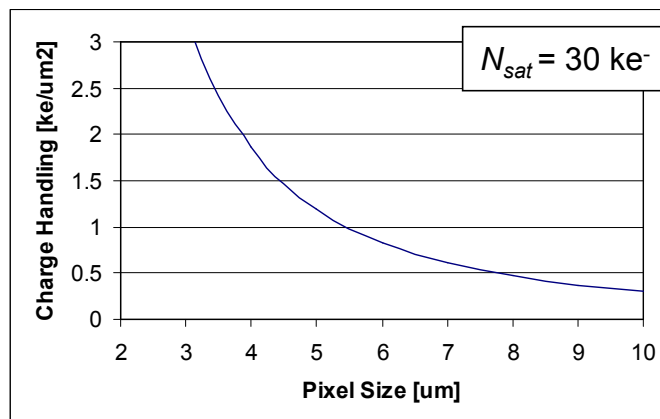
$n_r$  = read noise [ $e^-$ ]

$n_{dark}$  = dark shot noise [ $e^-$ ]

© 2001 Albert J.P. Theuwissen, Philips Semiconductors Image Sensors

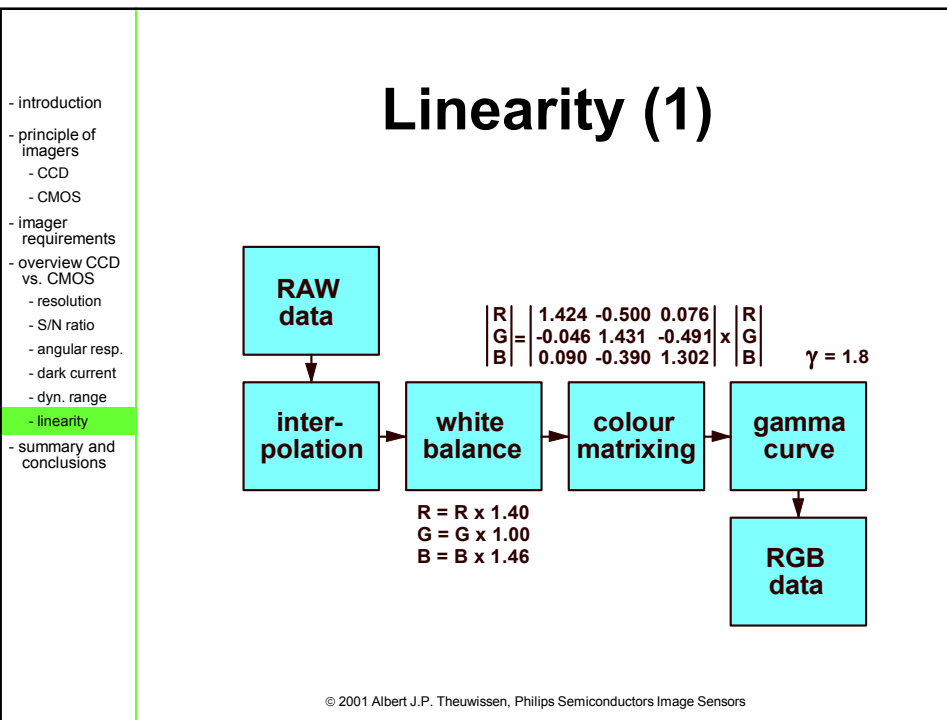
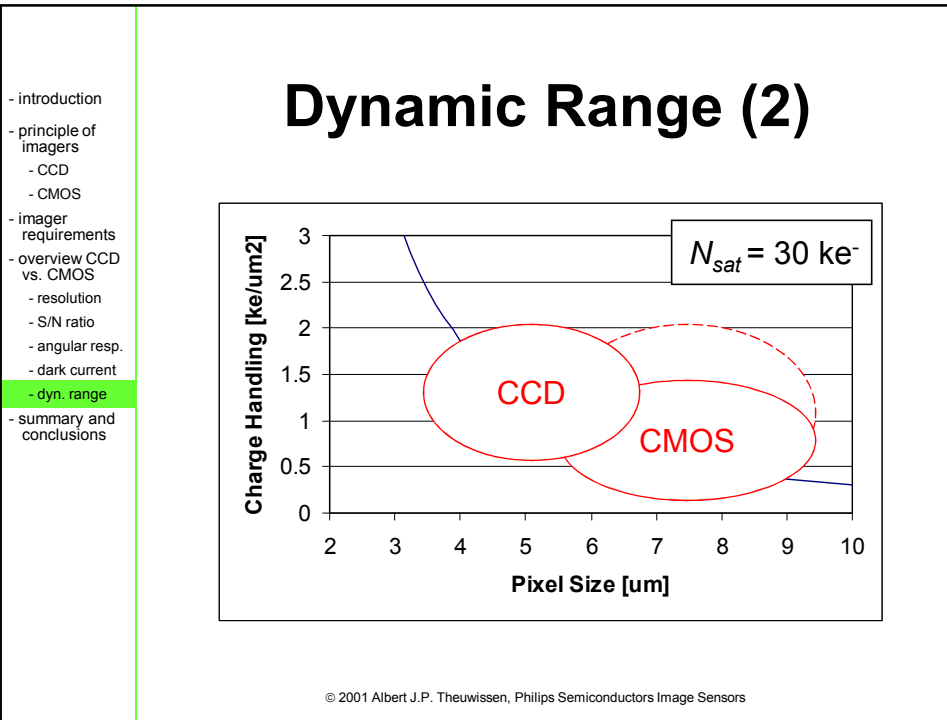
- introduction
- principle of imagers
  - CCD
  - CMOS
- imager requirements
- overview CCD vs. CMOS
  - resolution
  - S/N ratio
  - angular resp.
  - dark current
  - dyn. range
- summary and conclusions

## Dynamic Range (2)



© 2001 Albert J.P. Theuwissen, Philips Semiconductors Image Sensors





<ul style="list-style-type: none"> <li>- introduction</li> <li>- principle of imagers <ul style="list-style-type: none"> <li>- CCD</li> <li>- CMOS</li> </ul> </li> <li>- imager requirements</li> <li>- overview CCD vs. CMOS <ul style="list-style-type: none"> <li>- resolution</li> <li>- S/N ratio</li> <li>- angular resp.</li> <li>- dark current</li> <li>- dyn. range</li> </ul> </li> <li style="background-color: #90EE90;">- linearity</li> <li>- summary and conclusions</li> </ul>	<h1 style="margin: 0;">Linearity (2)</h1> <ul style="list-style-type: none"> <li>Due to sampling in colour space : <b>Interpolations,</b></li> <li>Filters do not match perfectly : <b>Colour corrections.</b></li> </ul>
<p>© 2001 Albert J.P. Theuwissen, Philips Semiconductors Image Sensors</p>	

<ul style="list-style-type: none"> <li>- introduction</li> <li>- principle of imagers <ul style="list-style-type: none"> <li>- CCD</li> <li>- CMOS</li> </ul> </li> <li>- imager requirements</li> <li>- overview CCD vs. CMOS <ul style="list-style-type: none"> <li>- resolution</li> <li>- S/N ratio</li> <li>- angular resp.</li> <li>- dark current</li> <li>- dyn. range</li> </ul> </li> <li style="background-color: #90EE90;">- linearity</li> <li>- summary and conclusions</li> </ul>	<h1 style="margin: 0;">Linearity (2)</h1> <ul style="list-style-type: none"> <li>Due to sampling in colour space : <b>Interpolations,</b></li> <li>Filters do not match perfectly : <b>Colour corrections.</b></li> </ul> <ul style="list-style-type: none"> <li>Linearity CCD :        99 % (for 70 % of <math>N_{sat}</math>),</li> <li>Linearity CMOS :     97 % (for 85 % of <math>N_{sat}</math>).</li> </ul>
<p>© 2001 Albert J.P. Theuwissen, Philips Semiconductors Image Sensors</p>	

<ul style="list-style-type: none"> <li>- introduction</li> <li>- principle of imagers <ul style="list-style-type: none"> <li>- CCD</li> <li>- CMOS</li> </ul> </li> <li>- imager requirements</li> <li>- overview CCD vs. CMOS <ul style="list-style-type: none"> <li>- resolution</li> <li>- S/N ratio</li> <li>- angular resp.</li> <li>- dark current</li> <li>- dyn. range</li> <li>- linearity</li> <li>- p.r.n.u.</li> </ul> </li> <li>- summary and conclusions</li> </ul>	<h2 style="margin: 0;">Pixel Random Non-Uniformity</h2> <ul style="list-style-type: none"> <li>• PRNU CCD : &lt; 0.7 ... 1.0 %,</li> <li>• PRNU CMOS : &lt; 2.0 ... 5.0 %, (column + pixel FPN)</li> </ul>
<p>© 2001 Albert J.P. Theuwissen, Philips Semiconductors Image Sensors</p>	

<ul style="list-style-type: none"> <li>- introduction</li> <li>- principle of imagers <ul style="list-style-type: none"> <li>- CCD</li> <li>- CMOS</li> </ul> </li> <li>- imager requirements</li> <li>- overview CCD vs. CMOS <ul style="list-style-type: none"> <li>- resolution</li> <li>- S/N ratio</li> <li>- angular resp.</li> <li>- dark current</li> <li>- dyn. range</li> <li>- linearity</li> <li>- p.r.n.u.</li> </ul> </li> <li>- summary and conclusions</li> </ul>	<h2 style="margin: 0;">Pixel Random Non-Uniformity</h2> <ul style="list-style-type: none"> <li>• PRNU CCD : &lt; 0.7 ... 1.0 %,</li> <li>• PRNU CMOS : &lt; 2.0 ... 5.0 %, (column + pixel FPN)</li> </ul> <ul style="list-style-type: none"> <li>• Can be corrected by means of LUT,</li> <li>• To be non-visible : PRNU and FPN &lt; photon shot noise (0.5 % for 40 ke<sup>-</sup>).</li> </ul>
<p>© 2001 Albert J.P. Theuwissen, Philips Semiconductors Image Sensors</p>	

<ul style="list-style-type: none"><li>- introduction</li><li>- principle of imagers<ul style="list-style-type: none"><li>- CCD</li><li>- CMOS</li></ul></li><li>- imager requirements</li><li>- overview CCD vs. CMOS<ul style="list-style-type: none"><li>- resolution</li><li>- S/N ratio</li><li>- angular resp.</li><li>- dark current</li><li>- dyn. range</li><li>- linearity</li><li>- p.r.n.u.</li></ul></li><li style="background-color: #90EE90;">- architecture</li><li>- summary and conclusions</li></ul>	<h1>Architecture</h1> <ul style="list-style-type: none"><li>• CCD : parallel integration/reset</li><li>• CMOS : rolling integration/reset</li></ul>
<small>© 2001 Albert J.P. Theuwissen, Philips Semiconductors Image Sensors</small>	

<ul style="list-style-type: none"><li>- introduction</li><li>- principle of imagers<ul style="list-style-type: none"><li>- CCD</li><li>- CMOS</li></ul></li><li>- imager requirements</li><li>- overview CCD vs. CMOS<ul style="list-style-type: none"><li>- resolution</li><li>- S/N ratio</li><li>- angular resp.</li><li>- dark current</li><li>- dyn. range</li><li>- linearity</li><li>- p.r.n.u.</li></ul></li><li style="background-color: #90EE90;">- architecture</li><li>- summary and conclusions</li></ul>	<h1>Architecture</h1> <ul style="list-style-type: none"><li>• CCD : parallel integration/reset</li><li>• CMOS : rolling integration/reset</li> <li>• Can be solved by 1 T and 1 C extra in every pixel extra ...</li><li>• Costs sensitivity, charge capacity, noise, ...</li></ul>
<small>© 2001 Albert J.P. Theuwissen, Philips Semiconductors Image Sensors</small>	

<ul style="list-style-type: none"> <li>- introduction</li> <li>- principle of imagers <ul style="list-style-type: none"> <li>- CCD</li> <li>- CMOS</li> </ul> </li> <li>- imager requirements</li> <li>- overview CCD vs. CMOS <ul style="list-style-type: none"> <li>- resolution</li> <li>- S/N ratio</li> <li>- angular resp.</li> <li>- dark current</li> <li>- dyn. range</li> <li>- linearity</li> <li>- p.r.n.u.</li> <li>- architecture</li> </ul> </li> <li>- summary and conclusions</li> </ul>	<h1 style="margin: 0;">Outline</h1> <ul style="list-style-type: none"> <li>• Introduction</li> <li>• Principle of CCD and CMOS imagers</li> <li>• Imager requirements</li> <li>• Overview CCD vs. CMOS : resolution, signal-to-noise ratio, angular response, dark current, dynamic range, linearity, pixel uniformity, architecture</li> <li>• <b>Summary and Conclusions</b></li> </ul> <p style="font-size: small; text-align: center;">© 2001 Albert J.P. Theuwissen, Philips Semiconductors Image Sensors</p>
---	--

<ul style="list-style-type: none"> <li>- introduction</li> <li>- principle of imagers <ul style="list-style-type: none"> <li>- CCD</li> <li>- CMOS</li> </ul> </li> <li>- imager requirements</li> <li>- overview CCD vs. CMOS <ul style="list-style-type: none"> <li>- resolution</li> <li>- S/N ratio</li> <li>- angular resp.</li> <li>- dark current</li> <li>- dyn. range</li> <li>- linearity</li> <li>- p.r.n.u.</li> <li>- architecture</li> </ul> </li> <li>- summary and conclusions</li> <li>- summary</li> </ul>	<h1 style="margin: 0;">Summary (1)</h1> <ul style="list-style-type: none"> <li>• Resolution : pixel size of CCD smallest</li> <li>• Noise : CMOS pixels suffer from reset noise</li> <li>• Quantum efficiency : CMOS and CCD can be similar</li> <li>• Angular response : limits set by micro-lenses</li> <li>• Dark current : CCD outstanding</li> </ul> <p style="font-size: small; text-align: center;">© 2001 Albert J.P. Theuwissen, Philips Semiconductors Image Sensors</p>
--	--

<ul style="list-style-type: none"> <li>- introduction</li> <li>- principle of imagers <ul style="list-style-type: none"> <li>- CCD</li> <li>- CMOS</li> </ul> </li> <li>- imager requirements</li> <li>- overview CCD vs. CMOS <ul style="list-style-type: none"> <li>- resolution</li> <li>- S/N ratio</li> <li>- angular resp.</li> <li>- dark current</li> <li>- dyn. range</li> <li>- linearity</li> <li>- p.r.n.u.</li> <li>- architecture</li> </ul> </li> <li>- summary and conclusions <ul style="list-style-type: none"> <li>- summary</li> </ul> </li> </ul>	<h2 style="margin: 0;">Summary (2)</h2> <ul style="list-style-type: none"> <li>• Saturation level can be similar</li> <li>• Dynamic range of CCD is higher</li> <li>• Linearity of CCD is better</li> <li>• Pixel uniformity of CCD is better</li> <li>• Device architecture of CCD gives more flexibility</li> </ul> <p style="text-align: center; font-size: small; margin-top: 20px;">© 2001 Albert J.P. Theuwissen, Philips Semiconductors Image Sensors</p>
--	--

<ul style="list-style-type: none"> <li>- introduction</li> <li>- principle of imagers <ul style="list-style-type: none"> <li>- CCD</li> <li>- CMOS</li> </ul> </li> <li>- imager requirements</li> <li>- overview CCD vs. CMOS <ul style="list-style-type: none"> <li>- resolution</li> <li>- S/N ratio</li> <li>- angular resp.</li> <li>- dark current</li> <li>- dyn. range</li> <li>- linearity</li> <li>- p.r.n.u.</li> <li>- architecture</li> </ul> </li> <li>- summary and conclusions <ul style="list-style-type: none"> <li>- summary</li> <li>- conclusions</li> </ul> </li> </ul>	<h2 style="margin: 0;">Conclusions (1)</h2> <h3 style="margin: 0;">CCD or CMOS image sensor for consumer digital still photography ?</h3> <p style="margin: 10px 0;">CCD ? <b>YES !</b></p> <p style="margin: 10px 0;">CMOS ? <b>YES, provided that noise and dark current problems can be solved !!!</b></p> <p style="text-align: center; font-size: small; margin-top: 20px;">© 2001 Albert J.P. Theuwissen, Philips Semiconductors Image Sensors</p>
---	--

<ul style="list-style-type: none"> <li>- introduction</li> <li>- principle of imagers <ul style="list-style-type: none"> <li>- CCD</li> <li>- CMOS</li> </ul> </li> <li>- imager requirements</li> <li>- overview CCD vs. CMOS <ul style="list-style-type: none"> <li>- resolution</li> <li>- S/N ratio</li> <li>- angular resp.</li> <li>- dark current</li> <li>- dyn. range</li> <li>- linearity</li> <li>- p.r.n.u.</li> <li>- architecture</li> </ul> </li> <li>- summary and conclusions <ul style="list-style-type: none"> <li>- summary</li> <li style="background-color: #90EE90;">- conclusions</li> </ul> </li> </ul>	<h2 style="margin: 0;">Conclusions (2)</h2> <ul style="list-style-type: none"> <li>• Main issue : S/N performance</li> <li>• Then benefit from : <ul style="list-style-type: none"> <li>– low power of CMOS,</li> <li>– low driving voltages of CMOS,</li> <li>– on-chip functionality,</li> <li>– selective read-out mechanism,</li> <li>– cost advantage.</li> </ul> </li> </ul> <p style="font-size: small; margin-top: 20px;">© 2001 Albert J.P. Theuwissen, Philips Semiconductors Image Sensors</p>
--	---

<ul style="list-style-type: none"> <li>- introduction</li> <li>- principle of imagers <ul style="list-style-type: none"> <li>- CCD</li> <li>- CMOS</li> </ul> </li> <li>- imager requirements</li> <li>- overview CCD vs. CMOS <ul style="list-style-type: none"> <li>- resolution</li> <li>- S/N ratio</li> <li>- angular resp.</li> <li>- dark current</li> <li>- dyn. range</li> <li>- linearity</li> <li>- p.r.n.u.</li> <li>- architecture</li> </ul> </li> <li>- summary and conclusions <ul style="list-style-type: none"> <li>- summary</li> <li>- conclusions</li> <li style="background-color: #90EE90;">- remark</li> </ul> </li> </ul>	<h2 style="margin: 0;">Important Remark</h2> <p style="font-size: large; font-weight: bold; margin: 10px 0;">This presentation was about digital still photography.</p> <p style="font-size: large; font-weight: bold; margin: 10px 0;">For video applications the situation changes completely !!!</p> <p style="font-size: small; margin-top: 20px;">© 2001 Albert J.P. Theuwissen, Philips Semiconductors Image Sensors</p>
--	--

- introduction
- principle of imagers
  - CCD
  - CMOS
- imager requirements
- overview CCD vs. CMOS
  - resolution
  - S/N ratio
  - angular resp.
  - dark current
  - dyn. range
  - linearity
  - p.r.n.u.
  - architecture
- summary and conclusions
  - summary
  - conclusions
  - remark
- references

# References

- R. Baer : IEEE workshop on CCD & AIS, Karuizawa, 1999,
- J. Bosiers et.al. : IEDM, San Francisco, 1998,
- M. Kriss : ICPS, Antwerp, 1998,
- A. Theuwissen : “Solid-state imaging with Charge-Coupled Devices”, 1995
- E. Fossum : “Camera-on-a-chip”, IEEE-ED, Oct., 1997.